



Meaningful Innovation.

WEEE Number: 80133970

INSTRUCTION MANUAL

LED MAGNETIC TABLE LAMP

TECHNICAL DATA


MODEL	VT-7413
SKU	23041, 23042, 23043
RATED POWER	3W (12x0.2W/LED mould)
RATED INPUT	5V
LUMENS	300 Lm
BEAM ANGLE	120°
CRI	≥70
PROTECTION RATING	IP20
LIFE SPAN	25,000 Hours
MATERIAL	ABS+PC+Metal



BATTERY CAPACITY	CHARGING TIME	WORKING TIME
1500 mAh	2-3 Hours	Maximum Light 2 to 3 Hours Minimum Dark ≥ 15 Hours

INTRODUCTION & WARRANTY

Thank you for selecting and buying V-TAC product. V-TAC will serve you the best. Please read these instructions carefully before starting the installation and keep this manual handy for future reference. If you have any other query, please contact our dealer or local vendor from whom you have purchased the product. They are trained and ready to serve you at the best. The warranty is valid for 2 years from the date of purchase. The warranty does not apply to damage caused by incorrect installation or abnormal wear and tear. The company gives no warranty against damage to any surface due to incorrect removal and installation of the product. The products are suitable for 10-12 Hours Daily operation. Usage of product for 24 Hours a day would void the warranty. This product is warranted for manufacturing defects only.



MULTI-LANGUAGE MANUAL QR CODE

Please scan the QR code to access the manual in multiple languages.

WARNING

1. Please make sure to turn off the power before starting the installation.
2. The light source of this luminaire is not replaceable, when the light source reaches its end of life the whole luminaire should be replaced.
3. For indoor use only.



This marking indicates that this product should not be disposed of with other household wastes.

PERFORMANCE


- Simple touch switch
- Three levels of brightness adjustable
- Patent Magnetic ball head design
- Built-In rechargeable battery



Touch switch



Three levels of brightness adjustable

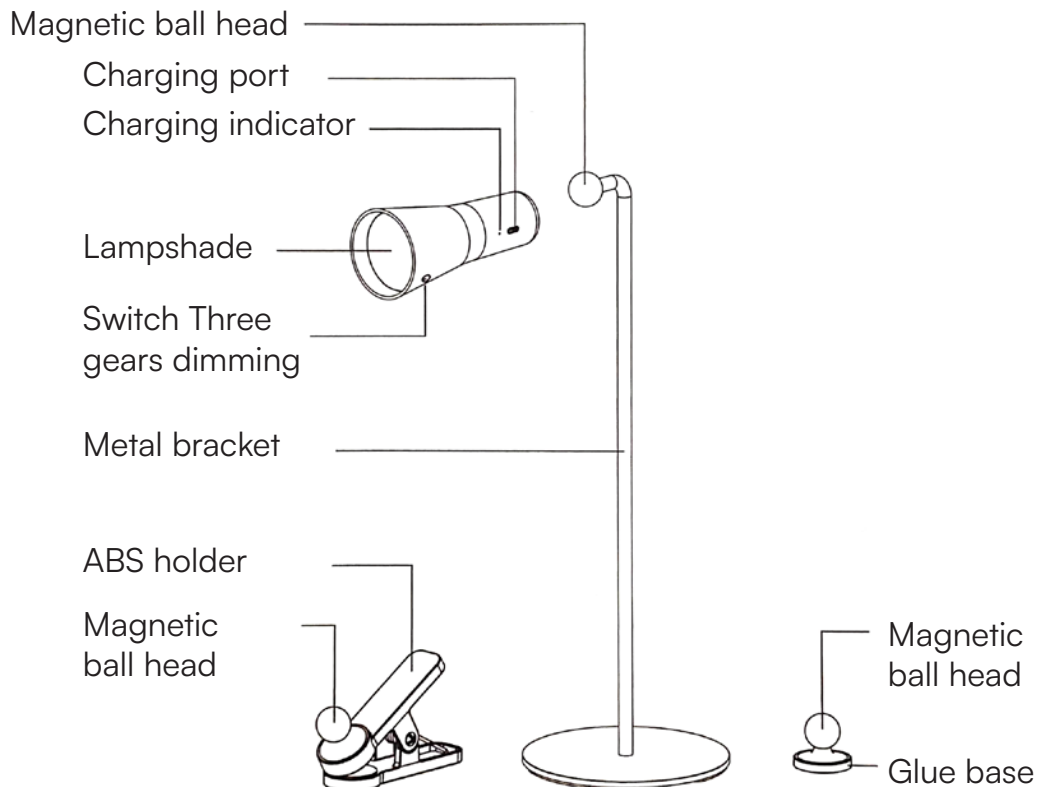


Built in battery

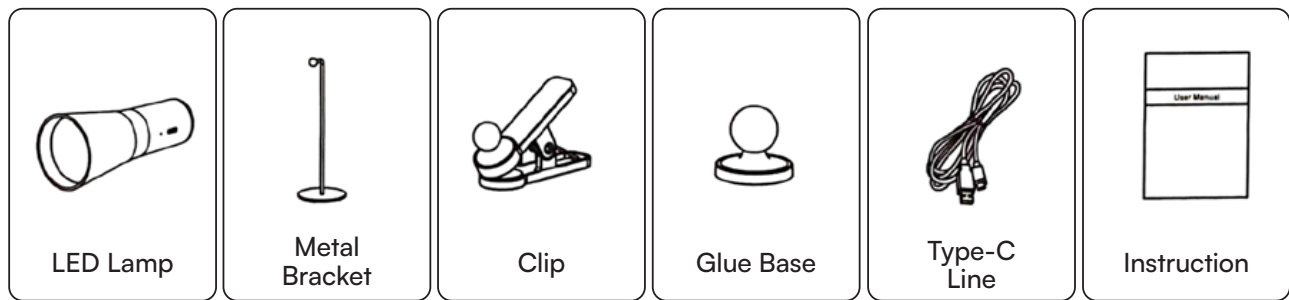


Magnetic design

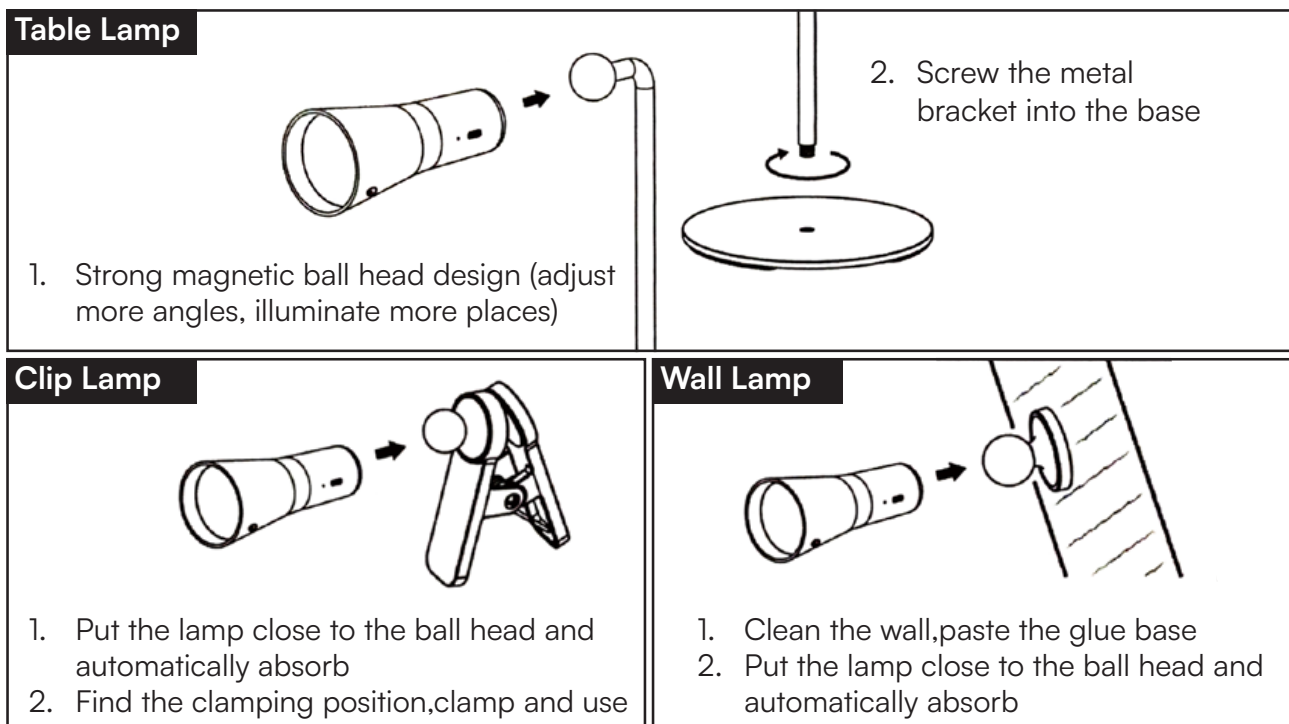
PRODUCT STRUCTURE



PACKAGE CONTENTS



INSTALLATION INSTRUCTION



Continuously touch the key, the main light changes in turn” on -> low -> medium -> high -> off” cycle selection.

Power hint: red light when charging, green light when full.

OPERATION CAUTIONS

1. Don't connect with dimming sensing device
2. Don't use the lamp in a humid or flammable environment.
3. Don't pull the power plug when your hands are wet to prevent electric shock
4. Don't cover the lamp with objects to prevent the lamp from being damaged
5. or causing danger.