



Meaningful Innovation.

WEEE Number: 80133970

INSTRUCTION MANUAL

18" LED RING LIGHT
CCT CHANGEABLE - 3 IN 1

TECHNICAL DATA


MODEL	VT-45055
SKU	23047
LUMENS	6000 Lm
INPUT	AC: 220-220, 50Hz
POWER	55 W
CRI	>90
BEAM ANGLE	125°
IP RATING	IP20
COLOR TEMPERATURE	3200K-5500K (Changeable)
DIMENSION	540x440x70mm



02 YEAR
WARRANTY*

INTRODUCTION & WARRANTY

Thank you for selecting and buying V-TAC product. V-TAC will serve you the best. Please read these instructions carefully before starting the installation and keep this manual handy for future reference. If you have any another query, please contact our dealer or local vendor from whom you have purchased the product. They are trained and ready to serve you at the best. The warranty is valid for 2 years from the date of purchase. The warranty does not apply to damage caused by incorrect installation or abnormal wear and tear. The company gives no warranty against damage to any surface due to incorrect removal and installation of the product. The products are suitable for 10-12 Hours Daily operation. Usage of product for 24 Hours a day would void the warranty. This product is warranted for manufacturing defects only.



MULTI-LANGUAGE MANUAL QR CODE

Please scan the QR code to access the manual in multiple languages.

In case of any query/issue with the product, please reach out to us at: support@v-tac.eu
For More products range, inquiry please contact our distributor or nearest dealers.
V-TAC EUROPE LTD. Bulgaria, Plovdiv 4000, bul.L.Karavelow 9B

WARNING

1. Please make sure to turn off the power before starting the installation.
2. The light source of this luminaire is not replaceable; when the light source reaches its end of life the whole luminaire shall be replaced.
3. If the external flexible cable or cord of this luminaire is damaged, it shall be exclusively replaced by the manufacturer or his service agent or a similar qualified person in order to avoid a hazard.
4. For Indoor use only



This marking indicates that this product should not be disposed of with other household wastes.

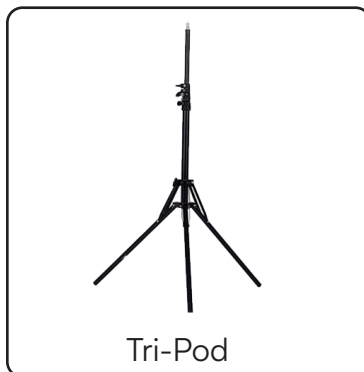


Caution, Risk of electric shock

PACKAGE CONTENTS




Ring Light



Tri-Pod



Goose Nech
Phone Holder



Power Cords



Carrying Case



Wireless
Remote

SAFETY INFO:

- Do not attempt to replace or modify the light bulbs in the ring light.
- Do not try to operate the ring light while still inside the packaging.
- Please be sure to keep the Aduro U-Stream away from any excessive heat or uncovered flames.
- This product is not a toy and young children should only be operating the Aduro U-Stream with adult supervision.
- Do not expose the Aduro U-Stream to excessive moisture and do not operate it near any running water.
- If the cable should ever begin to overheat then please unplug the device immediately and check your power source to make sure everything is connected properly.
- Please be aware of the placement of the cable while using the Aduro U-Stream so it does not become a tripping or tangling hazard.
- Do not use an excessively high voltage USB charger to power the device, anything up to 2.1 Amp output is ideal.
- Please be sure to unplug the USB cable while not in use.

RoHS

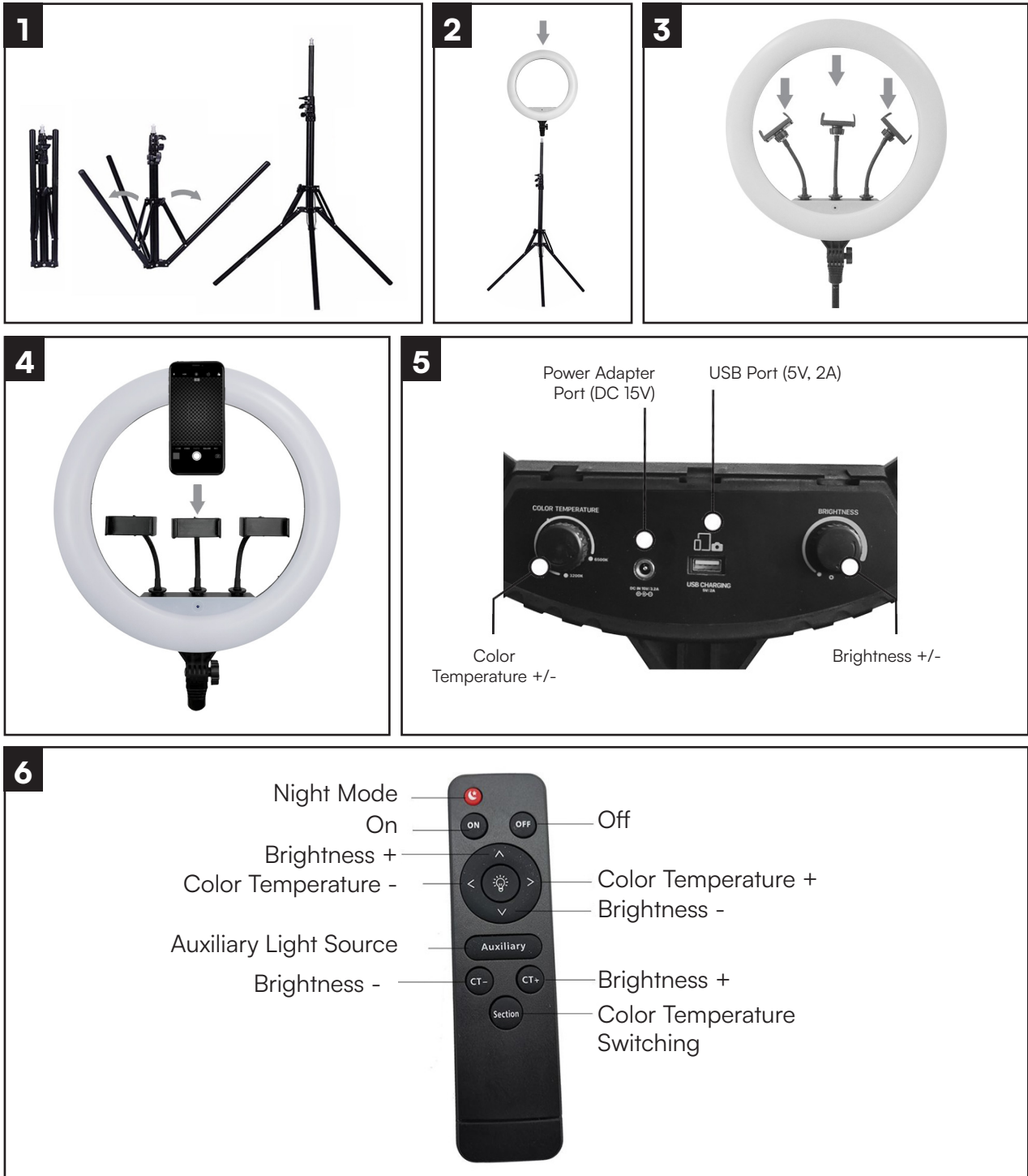


**UK
CA**



PAP

INSTALLATION



1. Unfold all three legs from tripod and place on a level surface.
2. Screw the ring light onto the base until it is tight.
3. Screw the goose neck phone holders onto the ring light.
4. Pull on the right side of the phone holders to expand the clip enough to fit your device.
5. Plug power cord into DC12V port on back of ring light. Use the knobs to turn on/off, change light modes, temperatures, and brightness levels. Plug USB charging cable* into USB port to charge your smartphone. *(USB cable not included)
6. Use the wireless remote to turn on/off, change light modes, temperatures, and brightness levels from a distance.