



Meaningful Innovation.

WEEE Number: 80133970

## INSTRUCTION MANUAL

10" LED RING LIGHT  
CCT CHANGEABLE - 3 IN 1

### TECHNICAL DATA


MODEL	VT-45010
SKU	23048
LUMENS	550 Lm
INPUT	DC 5V
POWER	7 W
CRI	>90
BEAM ANGLE	125°
IP RATING	IP20
COLOR TEMPERATURE	3200K-5500K (Changeable)
DIMENSION	255x265x27mm



**02** YEAR  
WARRANTY\*

### INTRODUCTION & WARRANTY

Thank you for selecting and buying V-TAC product. V-TAC will serve you the best. Please read these instructions carefully before starting the installation and keep this manual handy for future reference. If you have any another query, please contact our dealer or local vendor from whom you have purchased the product. They are trained and ready to serve you at the best. The warranty is valid for 2 years from the date of purchase. The warranty does not apply to damage caused by incorrect installation or abnormal wear and tear. The company gives no warranty against damage to any surface due to incorrect removal and installation of the product. The products are suitable for 10-12 Hours Daily operation. Usage of product for 24 Hours a day would void the warranty. This product is warranted for manufacturing defects only.



#### MULTI-LANGUAGE MANUAL QR CODE

Please scan the QR code to access the manual in multiple languages.

In case of any query/issue with the product, please reach out to us at: [support@v-tac.eu](mailto:support@v-tac.eu)  
For More products range, inquiry please contact our distributor or nearest dealers.  
V-TAC EUROPE LTD. Bulgaria, Plovdiv 4000, bul.L.Karavelow 9B

---



## **WARNING**

1. Please make sure to turn off the power before starting the installation.
2. The light source of this luminaire is not replaceable; when the light source reaches its end of life the whole luminaire shall be replaced.
3. If the external flexible cable or cord of this luminaire is damaged, it shall be exclusively replaced by the manufacturer or his service agent or a similar qualified person in order to avoid a hazard.
4. Do not connect with AC 220V directly.
5. For Indoor use only



This marking indicates that this product should not be disposed of with other household wastes.

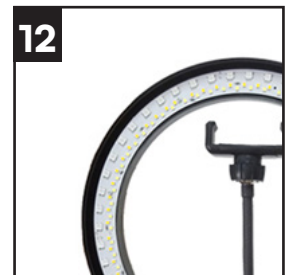

## **PACKAGE CONTENTS**



## **CAUTION**

- Never expose your light to high temperatures, extreme cold, high humidity or any moisture or water.
  - Do not drop your light, throw it, or subject it to strong impacts or physical trauma.
  - If you detect any abnormalities when using your light, contact the manufacturer for support. In addition, do not continue to use your light if you detect any leakage, smoke or fire.
  - Keep away from children.
  - Clean your light using a soft cloth or paper towel. Do not use harsh chemicals when cleaning your light.
  - In order to avoid risk of electric shock, never attempt to open your light or repair it without the assistance of certified professionals.
  - Please recycle or dispose of your light properly based on the laws and rules of your municipality. Contact local recycling facilities and/or the manufacturer of your light for further information.
-

## INSTALLATION



- Connect mobile holder to the base.
- Fix adjustable header in the stand.
- Attach the ring light on the stand.
- Turn on the light.

## CCT CHANGING & DIMMING THROUGH CONTROLLER



RoHS



UK  
CA

