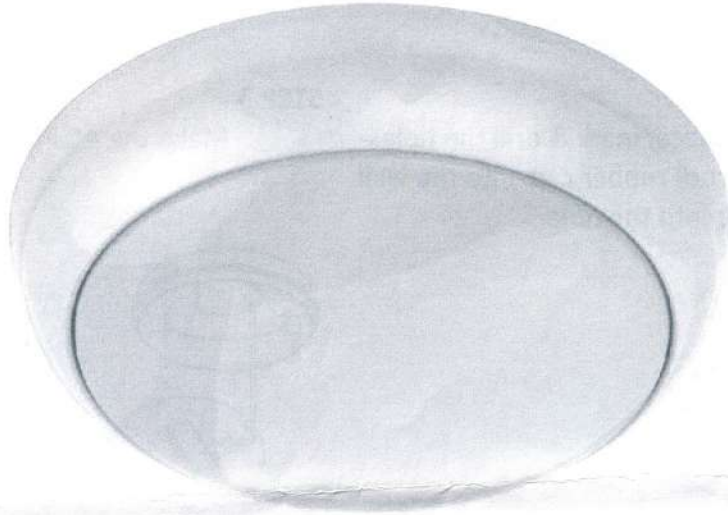


WEEE Number: 80133970

V-TAC[®]
INNOVATIVE LED LIGHTING



**2D LED BULK HEAD
CCT CHANGEABLE**

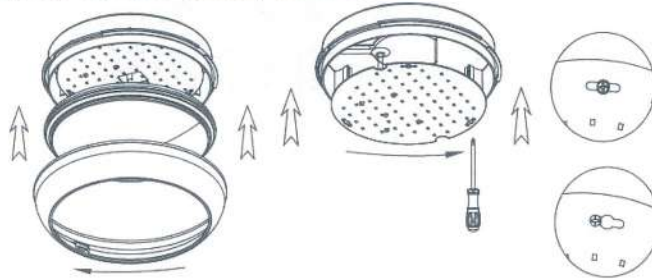
Model No	Power	Input	Lumens	Protection Rating
VT-2-17	15W	AC200-240V 50/60 Hz	1400LM	IP65



INSTALLATION INSTRUCTIONS

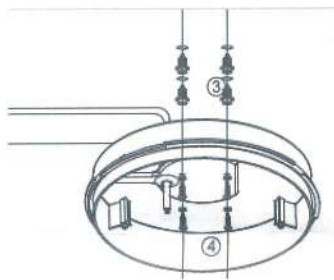
STEP 1

Remove the cover by twisting the diffuser anti-clockwise and set aside. Carefully remove the LED tray and unplug it from the LED driver, and set aside



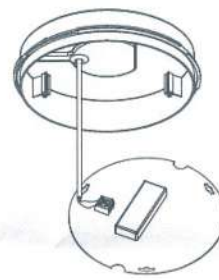
STEP 2

Hold the product in place, mark & drill the holes through the waterproof rubber cap. into the wall and nail the alligator into the hole.



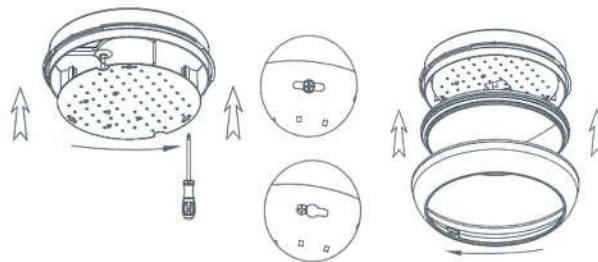
STEP 3

Make the AC Power connection



STEP 4

Install the LED tray and diffuser back and switch on.



INSTRUCTIONS FOR COLOR CHANGING

To change the color, simply open the cover and set the small dip switch on the LED plate to the desired color. The fitting will stay in the color temperature chosen until changed.



In case of any query/issue with the product, please reach to us at support@vtacexports.com

For more product range, kindly contact our nearest dealer or distributor.

V-TAC UK LTD, Springheath House, Kelpatrick Road, Slough, Berkshire, London, UK, Post Code: SL1 6BW