


## T5 INTERGRATED FITTING WITH SWITCH

VT-035 4W T5 INTERGRATED FITTING  
VT-065 7W T5 INTERGRATED FITTING  
VT-125 16W T5 INTERGRATED FITTING



### 1. Introduction

Many thanks for selecting and buying V-TAC LED intergrated fitting. V-TAC will servey ou best, however you should read this instructions carefully before starting the installation and keep it for future reference. If you have any other query, please contact our dealer or local vendor from whom you have purchased your products. They are trained and ready to support you in the best way possible.

### 2. Product introduction

This LED intergrated fitting contains Light Emitting Diodes (LED), which is the most advanced lighting technology today, offering the most significant energy saving, environmental protection, long life span and no maintenance required. It has 100% better efficiency and significantly better brightness than any other old fixtures.

### 3. Product overview:

Power saving, no maintenance, easy to install, high efficiency, low energy consumption, long life span, low temperature and no bad glare.

### 4. Application and uses:

This LED intergrated fitting can be used in hotels, offices, factories, conference rooms, meeting rooms, commercial complexes, residential buildings, schools, colleges, universities, hospitals, etc.

Suitable for Maximum use of 10-12 hours Daily

Usage of the product for 24hours would void the Warranty

## T5 INTERGRATED FITTING

### 5. Installation requirements:


- Installation only by certified electrician
- Operation environment temperature: from -20°C to +45°C
- Proper grounding should be ensured throughout the installation
- Do NOT use with electronic ballasts and magnetic ballasts
- Do NOT use DC electricity

### 6. Installation instructions:

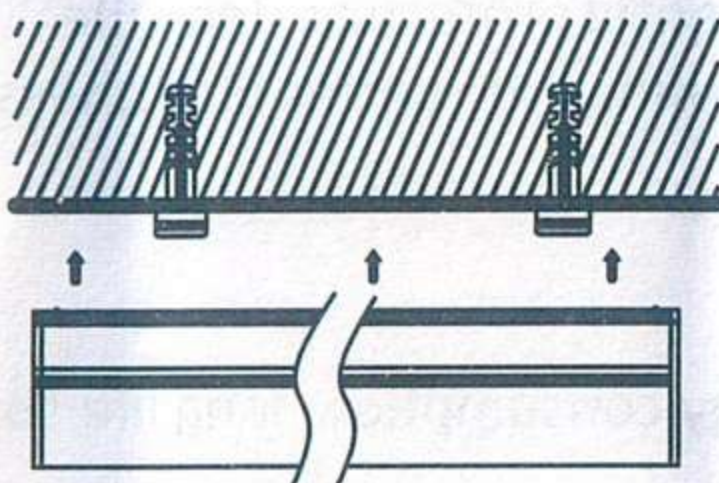
- a. Turn OFF electricity before starting!
- b. Follow diagram below:



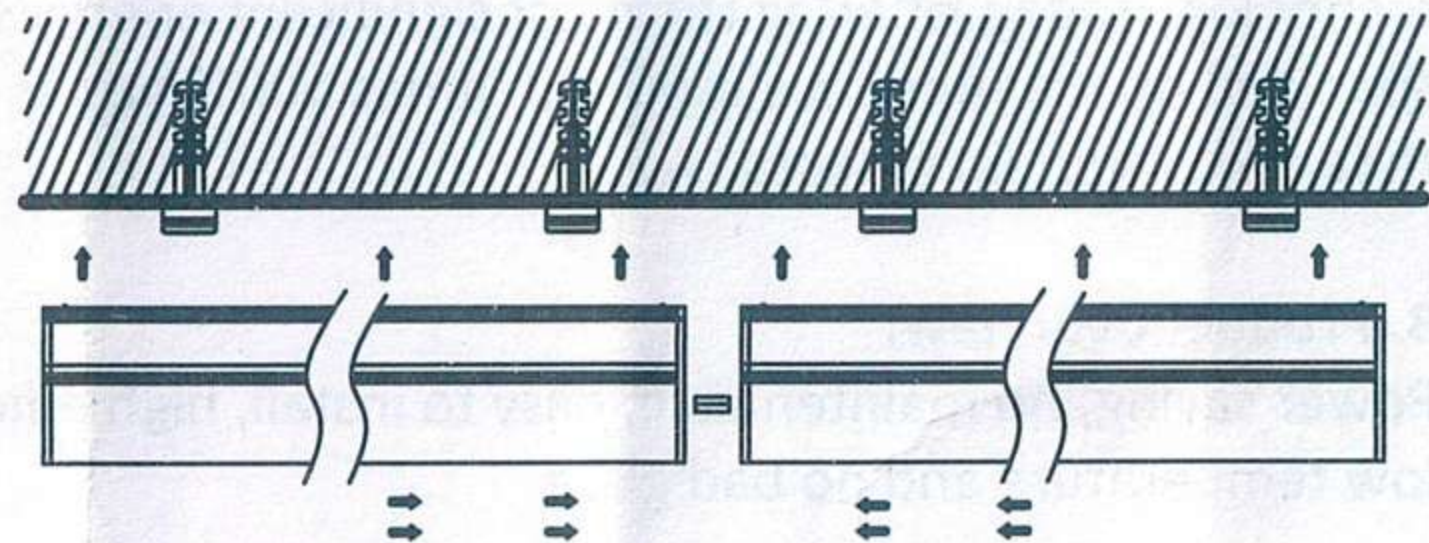
1



2




3



4

### Packing:

### LED INTERGRATED FITTING:



X1 PC